



**Reaching our Potential Together in Christ**

# Primary Science Policy

Date policy last reviewed: <sup>3rd</sup> September  
2025

---

## **Contents:**

Christian Vision Statement

Statement of intent

1. Legal framework
2. Roles and responsibilities
3. The national curriculum
4. Cross-curricular links
5. Teaching and assessment
6. Equipment and resources
7. Health and safety
8. Equal opportunities
9. Monitoring and review

## **ST MARY MAGDALEN'S CHURCH OF ENGLAND PRIMARY SCHOOL'S VISION STATEMENT**

**'To live and live splendidly' John 10:10**

**By reaching our potential together in Christ.**





We believe that through the teaching of God's word at St Mary Magdalen's Church of England Primary School, we prepare our children for all challenges that lie before them, enabling all our school family to, **'live and live splendidly' John 10:10 'By reaching our potential together in Christ.'** We endeavour to provide a rich soil, enabling our children to flourish socially, morally, and spiritually in a safe environment. We do this by being prayerful and accepting God's word, following our Christian values where love is central to all we do **Galatians 5:22-23.** It is our vision to inspire our children by creating a love of learning throughout our unique curriculum. We worship by celebrating our uniqueness in the acceptance and respect all our differences whilst remembering our faith's diversities and spirituality. **John 13:34.**

## Statement of intent





St Mary Magdalen's C of E Primary School recognises the importance of science education in teaching pupils about the world around them. This policy will ensure the school complies with the national curriculum and help pupils to have a solid grounding in science, a positive attitude towards scientific knowledge, and a strong understanding of experimental processes.

## 1. Legal framework

This policy has due regard to all relevant legislation and statutory guidance including, but not limited to, the following:



-  The Control of Substances Hazardous to Health Regulations (COSHH) 2002
-  The Reporting of Injuries, Diseases and Dangerous Occurrences Regulations (RIDDOR) 2013
-  DfE (2013) 'Science programmes of study: key stages 1 and 2'
-  DfE (2023) 'Early years foundation stage statutory framework: For group and school-based providers'

This policy operates in conjunction with the following school policies:






-  Health and Safety Policy
-  COSHH Policy
-  Primary Teaching and Learning Policy
-  Primary Assessment Policy

## 2. Roles and responsibilities




The governing board is responsible for:

-  Ensuring a broad and balanced science curriculum is implemented in the school.
-  Ensuring the school's science curriculum is accessible to all pupils.

The headteacher is responsible for:

-  The overall implementation of this policy.
-  Ensuring the school's science curriculum is implemented consistently.
-  Ensuring appropriate resources are allocated to the science curriculum.
-  Ensuring all pupils are appropriately supported.
-  Appointing a member of staff to lead on the school's approach to teaching science.

The science lead is responsible for:

-  Preparing policy documents, curriculum plans and schemes of work for science.
-  Reviewing changes to the national curriculum and advising on their implementation.
-  Monitoring the learning and teaching of science, providing support for staff where necessary.



Organising the deployment of resources and carrying out an annual audit of all science resources.



Leading staff meetings and providing relevant staff with the appropriate training.



Advising on the contribution of science to other curriculum areas.

Teachers are responsible for:



Acting in accordance with this policy.



Ensuring that lessons are taught in line with the school's Health and Safety Policy at all times.



Liaising with the science lead about key topics, resources and support for individual pupils if required.



Ensuring that all relevant statutory content is covered within the school year.



Monitoring the progress of pupils in their class and reporting this on an annual basis.



Reporting any concerns regarding the teaching of the subject to the science lead or a member of the SLT.



Undertaking any training that is necessary to teach the subject effectively.

### **3. The national curriculum**







The national curriculum will be followed for all science teaching.

During Reception, in accordance with the 'Early years foundation stage statutory framework: For group and school-based providers', focus will be put on the seven early learning goals (ELGs), with the scientific aspect of pupils' work relating to the objectives set out within the framework. The ELGs cover:

1. Communication and language: listening, attention and understanding; and speaking.
2. Personal, social and emotional development: self-regulation, managing self, and building relationships.
3. Physical development: gross motor skills and fine motor skills.
4. Literacy: comprehension, word reading, and writing.
5. Mathematics: number and numerical patterns.
6. Understanding the world: past and present; people, culture and communities; and the natural world.
7. Expressive arts and design: creating with materials; and being imaginative and expressive.



During Years 1 and 2, pupils will be taught to:

#### **Working scientifically**





-  Ask simple questions and recognise that they can be answered in different ways.
-  Observe closely, using simple equipment.
-  Perform simple tests.
-  Identify and classify.
-  Use their observations and ideas to suggest answers to questions.
-  Gather and record data to help in answering questions.

Year 1 pupils will also be taught to:





### **Plants**

-  Identify and name a variety of common wild and garden plants, including deciduous and evergreen trees.
-  Identify and describe the basic structure of a variety of common flowering plants, including trees.



### **Animals, including humans**

-  Identify and name a variety of common animals, including fish, amphibians, reptiles, birds and mammals.
-  Identify and name a variety of common animals that are carnivores, herbivores and omnivores.
-  Describe and compare the structure of a variety of common animals, i.e. fish, amphibians, reptiles, birds and mammals, including pets.
-  Identify, name, draw and label the basic parts of the human body and say which part of the body is associated with each sense.

### **Everyday materials**





-  Distinguish between an object and the material from which it is made.
-  Identify and name a variety of everyday materials, including wood, plastic, glass, metal, water, and rock.
-  Describe the simple physical properties of a variety of everyday materials.
-  Compare and group together a variety of everyday materials on the basis of their simple physical properties.

### **Seasonal changes**



-  Observe changes across the four seasons.
-  Observe and describe weather associated with the seasons and how day length varies.

Year 2 pupils will also be taught to:




### **Living things and their habitats**

-  Explore and compare the differences between things that are living, dead, and things that have never been alive.
-  Identify that most living things live in habitats to which they are suited and describe how different habitats provide for the basic needs of different kinds of animals and plants, and how they depend on each other.
-  Identify and name a variety of plants and animals in their habitats, including microhabitats.
-  Describe how animals obtain their food from plants and other animals, using the idea of a simple food chain, and identify and name different sources of food.



### **Plants**

-  Observe and describe how seeds and bulbs grow into mature plants.
-  Find out and describe how plants need water, light and a suitable temperature to grow and stay healthy.

### **Animals, including humans**



-  Notice that animals, including humans, have offspring which grow into adults.
-  Find out about and describe the basic needs of animals, including humans, for survival, i.e. water, food and air.
-  Describe the importance for humans of exercise, eating the right amounts of different types of food, and hygiene.

### **Uses of everyday materials**








-  Identify and compare the suitability of a variety of everyday materials, including wood, metal, plastic, glass, brick, rock, paper and cardboard, for particular uses.
-  Find out how the shapes of solid objects made from some materials can be changed by squashing, bending, twisting and stretching.

During Years 3 and 4, pupils will be taught to:

### **Working scientifically**





-  Ask relevant questions and use different types of scientific enquiries to answer them.
-  Set up simple practical enquiries, comparative and fair tests.





-  Make systematic and careful observations and, where appropriate, take accurate measurements using standard units and a range of equipment, including thermometers and data loggers.
-  Gather, record, classify and present data in a variety of ways to help answer questions.
-  Record findings using simple scientific language, drawings, labelled diagrams, keys, bar charts and tables.
-  Report on findings from enquiries, including oral and written explanations, displays or presentations of results and conclusions.
-  Use results to draw simple conclusions, make predictions for new values, suggest improvements and raise further questions.
-  Identify differences, similarities or changes related to simple scientific ideas and processes.
-  Use straightforward scientific evidence to answer questions or to support their findings.

Year 3 pupils will also be taught to:




### **Plants**

-  Identify and describe the functions of different parts of flowering plants, i.e. roots, stem or trunk, leaves, and flowers.
-  Explore the requirements of plants for life and growth, i.e. air, light, water, nutrients from soil, and room to grow, and how requirements vary from plant to plant.
-  Investigate the way in which water is transported within plants.
-  Explore the part that flowers play in the life cycle of flowering plants, including pollination, seed formation and seed dispersal.






### **Animals, including humans**

-  Identify that animals, including humans, need the right types and amount of nutrition, and that they cannot make their own food; they get nutrition from what they eat.
-  Identify that humans and some other animals have skeletons and muscles for support, protection and movement.







### **Rocks**

-  Compare and group together different kinds of rocks on the basis of their appearance and simple physical properties.
-  Describe in simple terms how fossils are formed when things that have lived are trapped within rock.
-  Recognise that soils are made from rocks and organic matter.

## Light




-  Recognise that they need light in order to see things and that dark is the absence of light.
-  Notice that light is reflected from surfaces.
-  Recognise that light from the sun can be dangerous and that there are ways to protect their eyes.
-  Recognise that shadows are formed when the light from a light source is blocked by an opaque object.
-  Find patterns in the way that the size of shadows change.

## Forces and magnets




-  Compare how things move on different surfaces.
-  Notice that some forces need contact between two objects, but magnetic forces can act at a distance.
-  Observe how magnets attract or repel each other and attract some materials and not others.
-  Compare and group together a variety of everyday materials on the basis of whether they are attracted to a magnet, and identify some magnetic materials.
-  Describe magnets as having two poles.
-  Predict whether two magnets will attract or repel each other, depending on which poles are facing.

Year 4 pupils will also be taught to:

## Living things and their habitats

-  Recognise that living things can be grouped in a variety of ways.
-  Explore and use classification keys to help group, identify and name a variety of living things in their local and wider environment.
-  Recognise that environments can change and that this can sometimes pose dangers to living things.

## Animals, including humans

-  Describe the simple functions of the basic parts of the digestive system in humans.
-  Identify the different types of teeth in humans and their simple functions.
-  Construct and interpret a variety of food chains, identifying producers, predators and prey.

## States of matter



Compare and group materials together, according to whether they are solids, liquids or gases.



Observe that some materials change state when they are heated or cooled, and measure or research the temperature at which this happens in degrees Celsius (°C).



Identify the part played by evaporation and condensation in the water cycle and associate the rate of evaporation with temperature.

## Sound



Identify how sounds are made, associating some of them with something vibrating.



Recognise that vibrations from sounds travel through a medium to the ear.



Find patterns between the pitch of a sound and features of the object that produced it.



Find patterns between the volume of a sound and the strength of the vibrations that produced it.



Recognise that sounds get fainter as the distance from the sound source increases.

## Electricity



Identify common appliances that run on electricity.



Construct a simple series electrical circuit, identifying and naming its basic parts, including cells, wires, bulbs, switches and buzzers.



Identify whether a lamp will light in a simple series circuit, based on whether the lamp is part of a complete loop with a battery.



Recognise that a switch opens and closes a circuit and associate this with whether a lamp lights in a simple series circuit.



Recognise some common conductors and insulators, and associate metals with being good conductors.

During Years 5 and 6, pupils will be taught to:

## Working scientifically



Plan different types of scientific enquiries to answer questions, including recognising and controlling variables where necessary.



Take measurements, using a range of scientific equipment, with increasing accuracy and precision, taking repeat readings when appropriate.



Record data and results of increasing complexity using scientific diagrams and labels, classification keys, tables, scatter graphs, bar and line graphs.



Use test results to make predictions to set up further comparative and fair tests.



Report and present findings from enquiries, including conclusions, causal relationships, and explanations of the results and the degree of trust in them, in oral and written forms such as displays and other presentations.



Identify scientific evidence that has been used to support or refute ideas or arguments.

Year 5 pupils will also be taught to:

### **Living things and their habitats**



Describe the differences in the life cycles of a mammal, an amphibian, an insect and a bird.



Describe the life process of reproduction in some plants and animals.

### **Animals, including humans**



Describe the changes as humans develop to old age.

### **Properties and changes of materials**



Compare and group together everyday materials on the basis of their properties, including their hardness, solubility, transparency, conductivity (electrical and thermal), and response to magnets.



Know that some materials will dissolve in liquid to form a solution and describe how to recover a substance from a solution.



Use knowledge of solids, liquids and gases to decide how mixtures might be separated, including through filtering, sieving and evaporating.



Give reasons, based on evidence from comparative and fair tests, for the particular uses of everyday materials, including metals, wood and plastic.



Demonstrate that dissolving, mixing and changes of state are reversible changes.



Explain that some changes result in the formation of new materials, and that this kind of change is not usually reversible, including changes associated with burning and the action of acid on bicarbonate of soda.

### **Earth and space**



Describe the movement of the Earth, and other planets, relative to the Sun in the solar system.



Describe the movement of the Moon relative to the Earth.



Describe the Sun, Earth and Moon as approximately spherical bodies.



Use the idea of the Earth's rotation to explain day and night and the apparent movement of the Sun across the sky.

## **Forces**



Explain that unsupported objects fall towards the Earth because of the force of gravity acting between the Earth and the falling object.



Identify the effects of air resistance, water resistance and friction that act between moving surfaces.



Recognise that some mechanisms, including levers, pulleys and gears, allow a smaller force to have a greater effect.

Year 6 pupils will also be taught to:

## **Living things and their habitats**



Describe how living things are classified into broad groups according to common observable characteristics and based on similarities and differences, including microorganisms, plants and animals.



Give reasons for classifying plants and animals based on specific characteristics.

## **Animals, including humans**



Identify and name the main parts of the human circulatory system, and describe the functions of the heart, blood vessels and blood.



Recognise the impact of diet, exercise, drugs and lifestyle on the way their bodies function.



Describe the ways in which nutrients and water are transported within animals, including humans.

## **Evolution and inheritance**



Recognise that living things have changed over time and that fossils provide information about living things that inhabited the Earth millions of years ago.



Recognise that living things produce offspring of the same kind, but normally offspring vary and are not identical to their parents.



Identify how animals and plants are adapted to suit their environment in different ways and that adaptation may lead to evolution.

## **Light**



Recognise that light appears to travel in straight lines.



Use the idea that light travels in straight lines to explain that objects are seen because they give out or reflect light into the eye.



Explain that we see things because light travels from light sources to our eyes or from light sources to objects and then to our eyes.



Use the idea that light travels in straight lines to explain why shadows have the same shape as the objects that cast them.

## **Electricity**



Associate the brightness of a lamp or the volume of a buzzer with the number and voltage of cells used in the circuit.



Compare and give reasons for variations in how components function, including the brightness of bulbs, the loudness of buzzers, and the on or off position of switches.



Use recognised symbols when representing a simple circuit in a diagram.

## **4. Cross-curricular links**

Where possible, the science curriculum will provide opportunities to establish links with other curriculum areas. This includes:

### **English**



Pupils' writing skills are developed through recording their planning, what they observe and what they found out.

### **Maths**



Pupils use their knowledge and understanding of measurement and data handling, including through recording their findings on charts, tables and graphs.

### **PSHE**



Health education is taught as part of the science units about humans, including information about healthy lifestyles, growth, age, and reproduction.

## **5. Teaching and assessment**

### **Lesson planning**

All relevant staff are briefed on the school's lesson planning procedures as part of staff training.

Throughout the school, science is taught as a discrete lesson and as part of cross-curricular teaching when appropriate. The statutory national curriculum content from the DfE's 'Science










programmes of study: key stages 1 and 2', as outlined above, as the starting point for their planning.

Lesson plans will balance visual, auditory and kinaesthetic elements used in teaching, ensuring that all pupils with different learning styles can access the learning experience. All lessons will have clear learning objectives, which are shared and reviewed with pupils.

Long-term planning will be used to outline the units to be taught within each year group. Medium-term planning will be used to outline the vocabulary and skills that will be taught in each unit of work, as well as highlighting the opportunities for assessment, identifying learning objectives, main learning activities and differentiation. Short-term planning will be used flexibly to reflect the objective of the lesson, the success criteria and the aim of the next lesson, building on medium-term planning and taking into account pupils' needs.

## Teaching

Pupils will be taught to describe associated processes and key characteristics in common language, as well as understand and use technical terminology and specialist vocabulary. Lessons will allow for a wide range of scientific enquiry, including the following:

-  Questioning, predicting and interpreting
-  Pattern seeking
-  Practical experiences
-  Collaborative work
-  Carrying out investigations
-  Carrying out time-controlled observations
-  Classifying and grouping
-  Undertaking comparative and fair testing
-  Researching using secondary sources

Opportunities for outdoor learning will be provided where possible.








## Assessment

Pupils will be assessed and their progression recorded in line with the school's Primary Assessment Policy. Assessment in science will be based upon scientific knowledge and understanding.

Pupils will be assessed continually throughout the year and will undertake a summative assessment at the end of each academic year. Formative assessment will be carried out informally throughout the year. This will enable teachers to identify pupils' understanding of subjects and inform their immediate lesson planning. The results of end-of-year summative

assessments will be passed to relevant members of staff, such as the pupil's future science teacher.

Assessment will take various forms, including the following:

-  Talking to pupils and asking questions
-  Discussing pupils' work with them
-  Marking work against learning objectives
-  Specific assignments for individual pupils
-  Observing practical tasks and activities
-  Pupils' self-evaluation of their work
-  Classroom tests and formal exams

Parents will be provided with a written report about their child's progress during the summer term every year. Reports will include information on the pupil's attitude towards science, progress in understanding scientific methods, ability to investigate, and the knowledge levels they have achieved. Verbal reports will be provided at parent-teacher meetings during the year.

## **6. Equipment and resources**

Science resources for each unit are stored in the corridor outside Sycamore and Beech class in the lower cupboards.

The science lead is responsible for ensuring that all resources and equipment are sufficiently maintained, and for maintaining an inventory of resources. The science lead will carry out an annual audit of the science resources, reordering any consumables when necessary. Any equipment or resources which are a cause of concern will be removed from school immediately.

Equipment will be checked by the lead adult prior to each use, and any damages or defects will be reported to the science lead immediately. Staff will also inform the science lead of any changes regarding science resources, such as when supplies of resources have run out or new resources are required. The science lead is responsible for negotiating requests from staff and ensuring resources are bought within the amount allocated in the annual budget.

## **7. Health and safety**

Staff will act in accordance with the school's Health and Safety Policy at all times.

A risk assessment will be carried out by teachers before higher-risk science-related activities, e.g. conducting an experiment or undertaking practical activities.



All science teachers and other relevant staff will be shown how to correctly use science equipment as part of their induction training. Staff will also be made aware of the COSHH and RIDDOR regulations as part of their induction training and will act in accordance with these whilst undertaking activities.

All pupils will be shown how to correctly use equipment prior to use and will be monitored by staff whilst using equipment. Pupils will also be made aware of how they are expected to behave, ensuring that they show respect to other people and the environment, and the personal safety protocols and protective equipment needed when using equipment or carrying out tasks, e.g. goggles.

At the beginning of any experiment, the science teacher will outline the purpose of the experiment to the class, and all hazards and safety precautions will be thoroughly outlined. Any experiments or activities not previously conducted by the lead adult will be trialled prior to being undertaken with pupils.

Accidents and near-misses will be reported following the school's reporting procedures.

## **8. Equal opportunities**

All pupils will be given equal access to the entire science curriculum, including practical experiments.

Where required, pupils with SEND will be provided with additional support in order to fully engage with the science curriculum.

Where it is inappropriate for a pupil to participate in a specific lesson because of reasons related to any protected characteristics, the lesson will be adapted to meet the pupil's needs and alternative arrangements involving extra support will be provided where necessary.

The school aims to provide more academically able pupils with the opportunity to extend their scientific thinking through extension activities such as problem solving, investigative work and scientific research.

## **9. Monitoring and review**

This policy will be reviewed on an annual basis by the science lead, in collaboration with the headteacher. The next scheduled review for this policy is 3<sup>th</sup> September 2026.

Any changes made to this policy will be communicated to science teachers and other relevant staff.